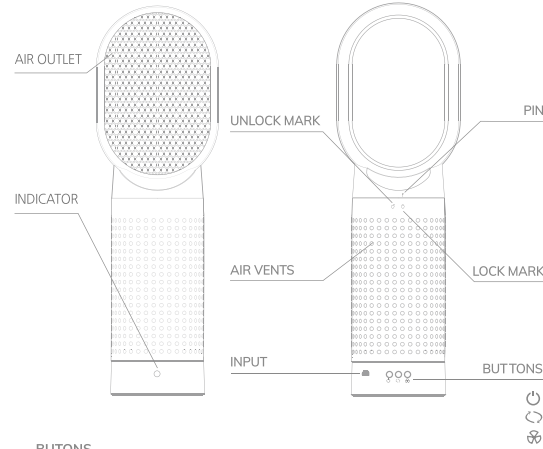


User Guide

Air purifier

01. Specification

<NEAR VIEW>



BUTTONS

Purifier on or off

Press On/Off button to turn the air purifier on or off.

Oscillating

Press to oscillate the air purifier

Speed Adjustment

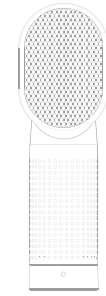
Press to change the speed mode. 2 Speed Levels: Quiet Mode - Powerful Mode

- 1 -

Size	W 80mm x L 105mm x H 335mm
Weight	730g
Material	ABS, Steel, Silicone Rubber
Input	DC 5V
Max Power	2W
Filter	Pre-Filter, HEPA Filter, Carbon Filter
Cubic feet per minute (CADR)	Dust (35), Powder (35)
Concentration of negative ions	3X10 ⁸ PCS/cm ³
Noise Level	28 ~ 35db
Filter Lifecycle	6 months on average in general environment. The air filter may need to be replaced sooner or later depending on the air quality in area
Air Speed Level	2 Speed Levels (Quiet Mode, Powerful Mode)
Air volume (CFM)	30
Operating Temperature	+10 ~ +35°C
Operating Humidity	20 ~ 80% RH
Storage Temperature	-10 ~ 45°C

- 2 -

02. What is in the box?



Air purifier & HEPA filter x 1



USB Power Cable x 1



User Guide

- 3 -

03. Instructions for use

Buttons

Color	Function
Power On / Off button	Press to turn the air purifier on Press to turn the air purifier off
Oscillating	Press to oscillate the air purifier
Speed Adjustment	Press to change the speed mode 2 Speed Levels (Quiet Mode, Powerful Mode)

Power Indicator light

The indicator light alerts you to the Power status.

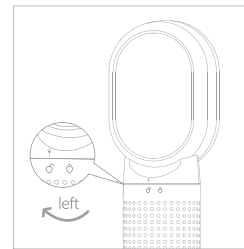
Color	Status
Continuously Blue	Connected

- 4 -

04. How to replace filter

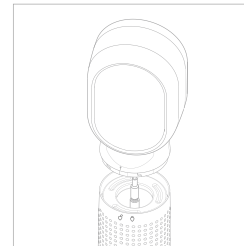
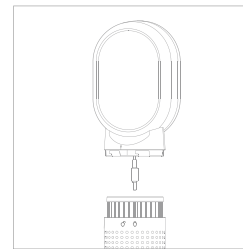
STEP 1.

Rotate the head to the unlock mark



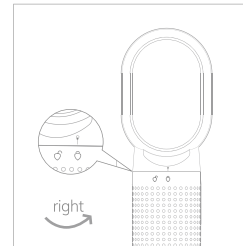
STEP 2.

Pull out the head, joint plug and Replace filter



STEP 3.

connect the joint plug



STEP 4.

Aim the key to the unlock mark and rotate the head to the lock mark

- 5 -

05. Satisfactory warranty

* 100% 12 months unconditional guarantee and 30 days Free-exchange;

* You can find the replacement filter in our web-shop here:

<https://ecoquestpurifiers.com/>

* Please contact our support center through the web-shop or to below

telephone number if you have any questions:

Tel: 1(213)423-0611

- 6 -

06. Cautions

Please read this manual before using the device to ensure safe and proper use.

1. Do not directly expose the product to the rain and soak it in water.
2. Please keep away from fire, high temperature environment. Do not use on or near household appliances such as a TV or heater.
3. Keep the cord away from sharp edges of tables, counters and hot surfaces.
4. Do not clean this unit with chlorine-based or acidic detergents.
5. Use only Manufacturer-approved accessories.

- 6 -